





2022

SCOREBOARD

Final

	1	2	3	4	F
 Bismarck Century	0	7	0	0	7
 ☆ Shanley	21	14	7	6	48

	 BIS	 SHA
Number of Plays	47	58
Total Offense	106	378
Time of Possession	20:06	28:27
Rushing Attempts - Yards	27 - -13	31 - 119
Passing Completions/Attempts	11/20	19/27
Passing Yards	119	259
Passing Touchdowns - Interceptions	1 - 3	4 - 0
Fumbles - Lost	4 - 2	1 - 1
Turnovers	5	1
First Downs	9	19
First Downs - Rushing	2	7
First Downs - Passing	6	12
First Downs - Penalties	1	0
Third Down Conversions/Attempts	1/10 (10%)	6/10 (60%)
Fourth Down Conversions/Attempts	2/3 (66.7%)	1/3 (33.3%)
Penalties - Yards	4 - 25	4 - 45
Defensive Sacks - Yards	0 - 0	8 - 60
Punts - Average	4 - 35.3	1 - 29

	BIS	SHA
Passing Yards	119	259
Rushing Yards	-13	119
First Downs	9	19
Turnovers	5	1
Penalties - Yards	4 - 25	4 - 45

As reported by Shanley

PASSING STATS

	Cmp	Att	Yds
#17 Michael Rostberg	19	27	259

RUSHING STATS

	Att	Yds
#17 Michael Rostberg	14	70
#34 Adam Leininger	7	17
#9 Landon Mitchell	2	13
#7 Isaac Perkerewicz	3	10
#18 Carson Busek	3	6
#28 Gabe Danduran	1	3
Team	1	0

RECEIVING STATS

	Rec	Yds	Avg	TD
#84 William Ware	2	51	25.5	0
#12 Zach Brackin	2	30	15	0
#9 Gavin Lill	3	25	8.3	1
#8 Tate Erickson	2	13	6.5	0
#22 Peyton Arndt	2	0	0	0

DEFENSIVE STATS

	Tkl	Solo	Ast	Sac	TFL	Int
#14 Mason Riegel	6	4	4	0	0	0
#5 Brayden Brosz	5.5	4	3	0	0	0
#22 Peyton Arndt	5	4	2	0	0	0
#7 Tyler Birst	5	4	2	0	0	0
#23 Cole Radenz	4.5	4	1	0	0	0
#9 Gavin Lill	3.5	3	1	0	0	0
#76 Joel Edland	3.5	2	3	0	0	0
#20 Oliver Jensen	2.5	2	1	0	0	0
#78 Jacob Burckhard	2.5	2	1	0	0	0
#15 Blake Ersland	2.5	2	1	0	0	0
#44 Preston Zimmerman	1.5	1	1	0	0	0
#34 Kayne Nelson	1.5	1	1	0	0	0
#50 Jaxson Walz	1	1	0	0	0	0
#18 Rivers Martin	1	1	0	0	0	0
#3 Tanner Auck	1	1	0	0	1	0
#6 Mike Twardoski	0.5	0	1	0	0	0

KICKING STATS

	FG	FGA	XP	Pts
#39 Christian Jangula	0	0	1	1

PUNTING STATS

	Att	Yds	Avg	I20
#96 Parker Sagsveen	3	116	38.7	0
#39 Christian Jangula	1	25	25	0

KICK RETURN STATS

	Att	Yds	Avg	TD
#44 Preston Zimmerman	1	18	18	0
#34 Kayne Nelson	2	17	8.5	0
#7 Tyler Birst	1	12	12	0
#22 Peyton Arndt	1	9	9	0
#14 Mason Riegel	1	5	5	0
#15 Blake Ersland	1	4	4	0

PASSING STATS

	Cmp	Att	Yds	Cmp%	TD	Int
#17 Michael Rostberg	19	27	259	70.4%	4	0

RUSHING STATS

	Att	Yds	Avg	TD
#17 Michael Rostberg	14	70	5	2
#34 Adam Leininger	7	17	2.4	0
#9 Landon Mitchell	2	13	6.5	0
#7 Isaac Perkerewicz	3	10	3.3	0
#18 Carson Busek	3	6	2	0
#28 Gabe Danduran	1	3	3	0

RECEIVING STATS

	Rec	Yds	Avg	TD
#22 Sam Ovsak	5	89	17.8	1
#81 Conner Kraft	5	82	16.4	0
#2 Kaden Christmann	2	33	16.5	1
#19 Joey Dukart	1	20	20	0
#34 Adam Leininger	3	13	4.3	1
#7 Isaac Perkerewicz	2	12	6	0
#11 Luke Hollcraft	1	10	10	1
#1 Vuciri Hakim	0	0	0	0

DEFENSIVE STATS

	Tkl	Solo	Ast	Sac	TFL	Int
#2 Kaden Christmann	7	5	4	0.5	1.5	0
#56 Will Mehus	5.5	4	3	3.5	3.5	0
#29 Jack Haldís	4	3	2	0	0	0
#11 Luke Hollcraft	3.5	3	1	1	1	0
#7 Isaac Perkerewicz	3	1	4	0.5	1	0
#14 Jordan Leininger	3	2	2	0	0	1
#31 Boden Meier	2.5	2	1	2	2	0
#19 Joey Dukart	2	2	0	0	0	0
#44 Cam Ahlers	1.5	1	1	0	0.5	0
#22 Sam Ovsak	1	1	0	0	0	1
#72 Aden Melander	1	0	2	0	0.5	0
#55 Damon Hospidales	1	0	2	0.5	0.5	0
#1 Vuciri Hakim	1	1	0	0	0	0
#24 Carson Johnson	1	1	0	0	0	0
#35 Will Sweeney	1	1	0	0	0	0
#25 Fisher Hannesson	1	1	0	0	0	0
#32 Holden Deutsch	1	1	0	0	0	0
#34 Adam Leininger	0.5	0	1	0	0.5	0
#9 Landon Mitchell	0.5	0	1	0	0	0
#18 Carson Busek	0.5	0	1	0	0	0
#76 Luke Rogen	0.5	0	1	0	0	0
#52 Max Sornsin	0.5	0	1	0	0	0
#40 Kaden Geigle	0.5	0	1	0	0	0

	FG	FGA	XP	Pts
#13 Matthew Berg	0	0	4	4

PUNTING STATS				
	Att	Yds	Avg	I20
#17 Michael Rostberg	1	29	29	0



PUNT RETURN STATS				
	Att	Yds	Avg	TD
#2 Kaden Christmann	1	1	1	0
#22 Sam Ovsak	1	0	0	0

KICK RETURN STATS				
	Att	Yds	Avg	TD
#2 Kaden Christmann	1	16	16	0
#22 Sam Ovsak	1	7	7	0

2021

SCOREBOARD

Final

	1	2	3	4	F
 West Fargo	0	0	7	0	7
 ☆ West Fargo Sheyenne	0	14	7	6	27

 WF

GAME SUMMARY

	WF	WES
Passing Yards	111	31
Rushing Yards	33	324
First Downs	9	23
Turnovers	2	0
Penalties - Yards	5 - 40	2 - 10

 WES

Number of Plays	43	60
Total Offense	144	355
Time of Possession	19:33	28:27
Rushing Attempts - Yards	24 - 33	57 - 324
Passing Completions/Attempts	10/19	2/3
Passing Yards	111	31
Passing Touchdowns - Interceptions	1 - 2	0 - 0
Fumbles - Lost	0 - 0	0 - 0
Turnovers	2	0
First Downs	9	23
First Downs - Rushing	1	21
First Downs - Passing	8	2
First Downs - Penalties	0	0
Third Down Conversions/Attempts	6/11 (54.5%)	4/9 (44.4%)

First Downs - Penalties

0

0

Third Down Conversions/Attempts	6/11 (54.5%)	4/9 (44.4%)
Fourth Down Conversions/Attempts	0/3 (0%)	2/3 (66.7%)
Penalties - Yards	5 - 40	2 - 10
Defensive Sacks - Yards	0 - 0	3 - 21
Punts - Average	1 - 33	1 - 33

PASSING STATS

	Cmp	Att	Yds	Cmp%	TD	Int
#2 Peyton Jantzi	10	19	111	52.6%	1	2

RUSHING STATS

	Att	Yds	Avg	TD
#23 Parker Nelson	14	44	3.1	0
#35 Josh Balstad	2	3	1.5	0
#10 Dorien Tarley	3	1	0.3	0
#2 Peyton Jantzi	5	-15	-3	0

RECEIVING STATS

	Rec	Yds	Avg	TD
#16 Carson Hegerle	7	69	9.9	1
#13 Jaden Grefsrud	2	36	18	0
#35 Josh Balstad	1	6	6	0

DEFENSIVE STATS

	Tkl	Solo	Ast	Sac	TFL	Int
#35 Josh Balstad	13	8	10	0	1	0
#44 Carter Hanson	7.5	6	3	0	1.5	0
#23 Parker Nelson	6.5	4	5	0	0	0
#11 Caden Zepeda	5.5	3	5	0	0	0
#64 Micah West	4.5	2	5	0	0	0
#1 Cole Tiedeman	4	2	4	0	0	0
#24 Aaron Magnell	3.5	3	1	0	0	0
#10 Dorien Tarley	2.5	2	1	0	0	0
#9 Tanner Nein	2.5	2	1	0	1.5	0
#16 Carson Hegerle	2	2	0	0	0	0
#13 Jaden Grefsrud	2	2	0	0	0	0
#76 Jacob Bild	1.5	1	1	0	0	0
#56 Lucas Allen	1.5	1	1	0	0	0
#22 Max Pfau	1	1	0	0	0	0
#79 Connor Lamb	1	0	2	0	0	0
#8 Austin Blwer	0.5	0	1	0	0	0

KICKING STATS

	FG	FGA	XP	Pts
#16 Carson Hegerle	0	0	1	1

PUNTING STATS

	Att	Yds	Avg	I20
#2 Peyton Jantzi	1	33	33	1

PUNT RETURN STATS

	Att	Yds	Avg	TD
#16 Carson Hegerle	1	10	10	0

KICK RETURN STATS

	Att	Yds	Avg	TD
#16 Carson Hegerle	1	50	50	0
#23 Parker Nelson	2	40	20	0

PASSING STATS

	Cmp	Att	Yds	Cmp%	TD	Int
#16 Grant Warkenthien	2	3	31	66.7%	0	0

RUSHING STATS

	Att	Yds	Avg	TD
#32 Josh Henricks	39	238	6.1	3
#16 Grant Warkenthien	8	65	8.1	1
#27 Kaden Rahr	5	14	2.8	0
#20 Isaac Kanega	3	8	2.7	0
#41 Race Wilson	1	1	1	0
#9 Nick Renner	1	-2	-2	0

RECEIVING STATS

	Rec	Yds	Avg	TD
#41 Race Wilson	2	31	15.5	0

DEFENSIVE STATS

	Tkl	Solo	Ast	Sac	TFL	Int
#55 Tharin Parson	6	4	4	2.5	2.5	0
#8 Karter Menz	4.5	3	3	0.5	1.5	0
#13 Tate Gustafson	4	3	2	0	0	1
#9 Nick Renner	3.5	2	3	0	0	0
#78 Jacob Kirkeby	3.5	3	1	0	0	0
#22 Matt Treib	3	1	4	0	0	0
#4 Noah Olson	2	2	0	0	0	1
#11 Tanner Hegel	2	2	0	0	0	0
#12 Kellen Entz	2	2	0	0	0	0
#3 James Hagen	1.5	1	1	0	0	0
#30 Andy Cook	1.5	0	3	0	0	0
#72 Sam Carpenter	0.5	0	1	0	0	0

KICKING STATS

	FG	FGA	XP	Pts
#64 Isaac Birnbaum	0	0	3	3

PUNTING STATS

	Att	Yds	Avg	I20
#16 Grant Warkenthien	1	33	33	0

PUNT RETURN STATS

	Att	Yds	Avg	TD
#13 Tate Gustafson	1	9	9	0

KICK RETURN STATS

	Att	Yds	Avg	TD
#41 Race Wilson	1	17	17	0
#6 Konner Entz	1	10	10	0

2020

Century 34, West Fargo Sheyenne 0

WFS;0;0;0;0;--;0

Century;7;17;0;10;--;34

First quarter

Century: Peyton Arndt 7 yard run (Wade James kick), 4:02.

Second quarter

Century: Wade James 34 field goal, 10:07.

Century: Cade Garcia 10 run (James kick), 9:10.

Century: Garcia 5 run (James kick), :37.

Third quarter

No scoring.

Fourth quarter

Century: Noah Schaffner 30 run (James kick), 7:04.

Century: James 43 field goal, 4:45.

Individual statistics

Rushing: West Fargo Sheyenne -- Barika Kpeenu 11-38, Josh Henricks 10-30, Gage Anderson 5-25, Chase Goldade 1-4, Grant Warkenthien 4-(-12). Century -- Cade Garcia 22-142, Noah Schaffner 12-59, Peyton Arndt 3-15, Jacob Boehm 1-2.

Passing: WFS -- Warkenthien 11-23 93 yards. Century -- Schaffner 4-10 46 yards.

Receiving: WFS -- JaH'heem Leake 2-36, Anderson 5-29, Alex Urlaub 2-23, Kpeenu 2-5. Century -- Thomas Jeske 1-28, Jacob Boehm 1-13, Colton Schulte 1-6, Garcia 1-(-1).

Records: Century 10-0; West Fargo Sheyenne 9-1.

2019

Century 10, West Fargo Sheyenne 0

Century:0;0;7;3;-;10
Start a capture

West Fargo Sheyenne;0;0;0;0;-;0

First Quarter

No scoring.

Second Quarter

No scoring.

Third Quarter

CHS: Skyler Reidinger 14 pass from Cade Feeney (Wade James kick), :24.

Fourth Quarter

CHS: FG James 37, 9:13.

Team Statistics

BC;WFS

First downs;13;19

Rushes-yards;216;256

Yards passing;36;128

Com-Att-Int;3-7-0;12-22-4

Fumbles-lost;1-1;1-0

Punts-average;2-46;2-33

Penalties-yards;2-10;2-10

Individual Statistics

Rushing: BC – Cade Feeney 19-140, Cade Garcia 15-34, Grant Anderson 2-6. WFS – Barika Kpeenu 15-71, Zach Rodgers 11-39, Grant Warkenthien 8-16, Coby Angeles 2-2.

Passing: BC – Feeney 3-7-0, 36 yards. WFS – Warkenthien 12-22-4, 128 yards.

Receiving: BC – Skyler Reidinger 2-21, Brock Johnsen 1-15. WFS – Tyler Terhark 7-88, Rodgers 2-22, Kpeenu 2-10, Alex Goodiron 1-8.

Interceptions: CHS – Jace Anderson, Skyler Reidinger, Andrew Walter, Cody Sorenson.

Records: Century 12-0, WF Sheyenne 10-2.

2018

Century;0;3;13;0;-;16

Bismarck;7;7;7;0;-;21

BHS-Isaiah Olsen 18 pass from Will Madler (Mason Stotz kick)



BHS-Joe Jahner 34 pass from Madler (Stotz kick)

CHS-Austin Underhill 25 FG

CHS: Cade Feeney 2 run (Underhill kick)

BHS: Matt Trolliey 30 interception return (Stotz kick)

CHS: Nathan Kraft 5 run (pass failed)

	 BIS	 DEM
Number of Plays	59	49
Total Offense	326	255
Time of Possession	27:46	20:14
Rushing Attempts - Yards	45 - 176	28 - 70
Passing: Completions - Attempts	8 - 14	17 - 21
Passing Yards	150	185
Passing: Touchdowns - Interceptions	0 - 1	2 - 0
Fumbles - Lost	0 - 0	0 - 0
Turnovers	1	0
First Downs	20	15
First Downs - Rushing	13	4
First Downs - Passing	6	11
First Downs - Penalties	1	0
Third Down Conversions/Attempts	3/10 (30%)	6/11 (54.5%)
Fourth Down Conversions/Attempts	1/3 (33.3%)	

Penalties - Yards	1 - 5	4 - 35
Defensive Sacks - Yards	1 - 12	1 - 11
Punts - Average	2 - 40.5	4 - 23.3

Passing			Yards	TD	INT	Receiving		Rec	Yards	TD
BHS	Will Madler	17--21	185	2	0	BHS	Joe Jahner	6	107	1
CHS	Cade Feeney	8--13	150	0	1	BHS	Isaiah Olsen	6	31	1
CHS	Mason Peterson	0--1	0	0	0	BHS	Matt Trolliey	2	16	
Rushing		Att	Yards	TD		BHS	Dyllon Sicble	1	14	
BHS	Isaiah Olsen	18	54	0		BHS	Brycen Just	1	14	
BHS	Will Madler	6	13	0		BHS	Matt Russell	1	3	
BHS	Matt Russell	3	3	0						
BHS	Joe Jahner	1	0	0		CHS	Treyton Mattern	4	76	
						CHS	Nathan Kraft	1	33	
CHS	Cade Feeney	23	87	1		CHS	Grant Anderson	1	22	
CHS	Nathan Kraft	10	44	1		CHS	Mason Peterson	1	19	
CHS	Grant Anderson	7	26	0		CHS	Mason Leingang	1	0	
CHS	Darin Nolz	4	19	0		Defense				
CHS	NoahSkalsky	1	0	0		Interceptio	Matt Trolliey BHS,			

Class AAA championship

West Fargo 56, Minot
28

Minot;0;21;7;0;-;28

WF;6;14;22;14;-;56

First quarter

WF: Jared Franek 2 run
(failed)

Second quarter

Min: Lofton Klabunde 6
from Creighton Rudolph
(Kyle Stenberg kick)

Min: Dylan Danielson 4
(Stenberg kick)

WF: Tanner Zapeda 19
from Andy Gravdahl (p:
failed)

WF: Alexander Sell 3 run
(Dustin Mertz pass from
Gravdahl)

Min: Stenberg 34 pass from
Rudolph (Stenberg kick)

Third quarter

WF: Franek 2 run (Gravdahl
run)

WF: Sell 1 run (Seth Holm
kick)

WF: Joe Pistorius 30 pass
from Gravdahl (Holm kick)

Min: Peyton Lamoureux 36
pass from Rudolph
(Stenberg kick)

Fourth quarter

WF: Franek 12 run (Holm
kick)

WF: Joel McIntosh 2 run
(Holm kick)

Individual statistics

RUSHING – Min, Dylan Danielson 16-61, Adrian Davis-Aguilar 6-32, Creighton Rudolph 10-28, Brett Davis 6-20. WF – Andy Gravdahl 12-126, Alexander Sell 13-108, Jared Franek 12-55, Joel McIntosh 3-30, Matt Czerwinski 5-25.

PASSING – Min, Creighton Rudolph 21-30-1, 289 yards. WF – Andy Gravdahl 5-15-2, 80 yards.

RECEIVING – Min, Lofton Klabunde 9-164, Dylan Danielson 3-46, Peyton Lamoureux 6-40, Kyler Stenberg 1-34, Brett Davis 1-7, Mason Sys 1-(minus-2). WF – Tanner Zapeda 3-41, Joe Pistorius 2-39.

Dakota Bowl

Century 27, Bismarck High 12

Nov. 11, 2016, 6:40 p.m. CT

Fargodome, Fargo, N.D.

Team	1st	2nd	3rd	4th	Total
Bismarck High	0	0	6	6	12
Century	6	0	15	6	27

Scoring summary

C: Jacob Rader 2-yard run; kick failed

C: Luke Little 35-yard pass from Jakob Olson; Kade Lynch pass from Olson

C: Lynch 43-yard pass from Olson; Brandon Kraenzel kick

B: Jalen Sprecher 13-yard run; kick failed

C: Jake Zittleman 15-yard pass from Olson; kick failed

B: Connor Piaz 20-yard pass from Will Madler; kick failed

Team stats	B	C
First downs	17	17
Rush-Yards	31-87	40-131
Pass Yards	212	200
Total Yards	299	331
Fumbles-lot	0	0
Interceptions	0	0
Punts-Yds.	5-32.6	4-31.8
Penalty-Yds.	8-65	7-65

Individual stat leaders

Rushing

B: Lucas Butts 20-66 yards; Jalen Sprecher 4-22 yards, TD; Jared Rath 2-5 yards; C: Jacob Rader 18-50 yards, TD; Jakob Olson 10-39 yards; Trey Pajimula 9-28 yards; Darnell Smith 1-9 yards;

Passing

B: Will Madler 12-24-0 for 21 yards, TD; C: Olson 11-19-0 for 200 yards, 3 TD

Receiving

B: Tanner Davis, 3-76 yards; Jack Sullivan 5-61 yards; Mark Stumpf 2-50 yards; Connor Piaz 1-20 yards, TD; Sprecher 1-5 yards; C: Kade Lynch 5-112 yards, TD; Luke Little 3-53 yards, TD Jake Zittleman 2-19 yards, TD; Mason Trahan 1-16 yards

Defensive leaders

B: Specher, 4 tackles; Trajan Jangula, 3 tackles; Nic Carter, 3 tackles; Jordan Sanford, 3 tackles; C: Rader 5 tackles; Lynch 4 tackles; Jayce LaPray, 3 tackles;

Century 0 14 7 7—28

Minot 7 7 7 0—21

M--Lunde 26 pass from Bolinske (Hoffer kick)

BC--Sweep 26 pass from Feeney (kick failed)

M--Engg 36 pass from Bolinske (Hoffer kick)

BC--Horner 35 pass from Feeney (Geiger pass from Feeney)

M--Engg 32 pass from Bolinske (Hoffer kick)

BC--Geiger 34 pass from Feeney (Sweep kick)

BC--Geiger 26 pass from Feeney (Sweep kick)

INDIVIDUAL STATISTICS

RUSHING: BC, Feeney 26-106, Gross 7-19, Sweep 1-3, Davies 1-2, Cady 1-0. M, Bolinske 7-74, Nagel 19-68, Marler 3-15, Mosser 1-6.

PASSING: BC, Feeney 19-28-1--291. M, Bolinske 8-16-2--153.

RECEIVING: BC, Geiger 7-127, Sweep 4-74, Horner 3-55, Ghering 4-26, Olson 1-9. M, Engg 3-73, Lund 3-29, Lunde 1-26, Nagel 1-25.

2014

Researched by Brad Leingang

Fargo Davies	00--14--09--18	41
Minot	00--10--00--00	10

Team Stat Comparison		
	Far	MIN
Number of Plays	52	54
Total Offense	778	217
Time of Possession	00:52:24	00:21:48
Rushing Attempts - Yards	80 - 514	32 - 109
Passing: Completions - Attempts	12 - 24	12 - 22
Passing Yards	264	108
Passing: Touchdowns - Interceptions	2 - 2	0 - 2
Fumbles - Lost	1 - 0	2 - 1
Turnovers	2	3
First Downs	24	9
First Downs - Rushing	18	5
First Downs - Passing	0	0
First Downs - Penalties	6	4
Third Down Conversions/Attempts	7/24 (29.2%)	3/14 (21.4%)
Fourth Down Conversions/Attempts	2/6 (33.3%)	2/2 (100.0%)
Penalties - Yards	20 - 150	11 - 115
Defensive Sacks - Yards	2 - 2	0 - 0
Punts - Average	0 - 0.0	4 - 36.3

Scoring Summary		Scorekeeper: Combined ▾			
Team	Qtr	Time	Scoring Play	A	H
Minot	2	11:08	23 yard field goal attempt by #1 Mason Hoffer. Good!	0	3
Fargo Davies	2	07:43	#12 Aidan Hartness runs for 1 yards. Touchdown! (Point after kick by #5 Cy Cyr good)	7	3
Minot	2	01:52	#2 Ben Bolinske runs for 1 yards. Touchdown! (Point after kick by #1 Mason Hoffer good)	7	10
Fargo Davies	2	01:25	#12 Aidan Hartness pass complete to #19 Tristan Hartness for 75 yards. Touchdown! (Point after kick by #5 Cy Cyr good)	14	10
Fargo Davies	3	10:41	#20 JD Arguelles runs for 51 yards. Touchdown! (Point after kick by #5 Cy Cyr no good)	20	10
Fargo Davies	3	04:16	23 yard field goal attempt by #5 Cy Cyr. Good!	23	10
Fargo Davies	4	10:30	#12 Aidan Hartness runs for 3 yards. Touchdown! (Two point conversion run by #20 JD Arguelles good)	31	10
Minot	4	08:08	#2 Ben Bolinske pass intended for Team. Intercepted by #20 JD Arguelles. (Point after kick by #5 Cy Cyr good)	38	10
Fargo Davies	4	01:38	38 yard field goal attempt by #5 Cy Cyr. Good!	41	10

Fargo Davies Rushing				
	Att	Yds	Avg	TD
20 JD Arguelles	18	274	15.2	2
12 Aidan Hartness	32	158	4.9	4
22 Ty Jochim	20	72	3.6	0
26 Matt Budzielek	2	8	4.0	0
27 Conor Rayl	4	4	1.0	0
21 Austin Engel	4	-2	-0.5	0

Minot Rushing				
	Att	Yds	Avg	TD
34 Karter Gorney	18	87	4.8	0
27 Derek Frantsovog	3	11	3.7	0
35 Zach Danelson	2	7	3.5	0
2 Ben Bolinske	7	6	0.9	1
4 Carson Mosser	2	-2	-1.0	0

Fargo Davies Receiving				
	Rec	Yds	Avg	TD
19 Tristan Hartness	6	198	33.0	2
18 Mitch Vetter	4	40	10.0	0
20 JD Arguelles	2	26	13.0	0
22 Ty Jochim	0	0	0.0	0

Minot Receiving				
	Rec	Yds	Avg	TD
22 Alex Mack	3	41	13.7	0
88 Brayden Lund	2	21	10.5	0
80 Justin Engg	1	20	20.0	0
25 Hunter Duttonhefer	2	19	9.5	0
23 Logan Bischof	3	4	1.3	0
34 Karter Gorney	1	3	3.0	0

2013 researched by Brad Leingang

Fargo South 7 7 7 21 — 42

Bismarck 0 21 7 6 — 34

First Quarter

FS – Zach Kellen 1 run (Josh Weiler kick), 2:53

Second Quarter

B – Ricardo Galindo 20 run (Cole Olson kick), 11:18"

B – Galindo 6 run (Olson kick), 8:28

FS – James Johannesson 33 run (Weiler kick), 6:22

B – Galindo 80 run (Olson kick), 6:01

Third Quarter

FS – Johannesson 2 run (Weiler kick), 7:43

B – Hayden Gibson 1 run (Olson kick), 3:01

Fourth Quarter

FS – Johannesson 2 run (Weiler kick), 7:04

B – Galindo 4 run (kick failed), 4:32

FS – Ty Brooks 59 pass from Kellen (Weiler kick), 3:17

FS – Brooks 43 fumble recovery (Weiler kick), 1:33

Rushing: FS — James Johannesson 36-237, Ty Brooks 4-21, Zach Kellen 7-0. B – Ricardo Galindo 29-252, Noah DuBord 10-64, Hayden Gibson 4-18, Tanner Hegre 1-7, Stanley Jones 1-4, Jake Sanders 1-1.

Passing: FS – Kellen 7-15-1, 177 yards. B – Gibson 5-15-1, 55.

Receiving: FS — Ty Brooks 4-128, Gunnar Nyborg 3-49. B – Jon Tharaldsen 1-7, Tanner Hegre 2-25, Seth Siverson 1-22, Galindo 1-1.

Interceptions: FS – Dylan Rafftevoid. B – Jay Liggins 1

Records: Fargo South 9-3, Bismarck 11-1.

FS Bis

First downs 20 19

Rushes-yards 47-258 46-346

Yards passing 177 55

Comp-att-int 7-15-1 5-15-1

Fumbles-lost 1-0 2-2

Punts-avg. 3-32 4-21

Penalties-yards 6-40 1-5

2012

Century 0 0 0 0 — 0

Bismarck 0 14 7 0 — 21

First Quarter

No scoring

Second Quarter

B — Layne Johs 29 run (Josh Seibel kick), 9:35

B — Johs 49 run (Seibel kick), 2:45

Third Quarter

B — Johs 2 run (Seibel kick), 3:53

Fourth Quarter

No scoring

Team statistics

C B

First downs 5 14

Rushes-yards 27-27 53-302

Passing yards 51 52

Comp-Att-Int 5-20-2 5-9-0

Turnovers 3 0

Penalties-yards 5-40 7-75

Individual statistics

Rushing: C — Ryan Gesellchen 15-37, Dylan Leutz 2-12, Brandon Miller 1-4, Hunter Babeck 1-0, Jared Fischer 8-(-)25. B — Layne Johs 29-199, Riley Plant 9-54, Ben Jolliffe 8-20, Brett Adam 2-15, Ricardo Galindo 3-14, Kole Bauer 2-0.

Passing: C — Fischer 5-20-2, 51 yards. B — Jolliffe 5-9-0, 52 yards.

Receiving: C — Matt Van Voorhis 3-23, Brennan Doan 1-20, Hunter Walsh 1-8. B — Plant 2-34, Josh Seibel 1-13, Nick Kottre 1-5, Johs 1-0.

Interceptions: B, Nick Goulet, Seibel.

2011

Century 0 0 3 0 - 3

Bismarck 7 0 14 0 - 21

First Quarter

B - Ben Jolliffe 1 run (Josh Seibel kick), 8:16.

Third Quarter

C - Dominic Neameyer 31 field goal, 10:25.

B - Layne Johs 4 run (Seibel kick), 7:09.

B - Johs 37 run (Seibel kick), 5:02.

Team Statistics

Cen Bis

First downs 8 18

Rushes-yards 30-81 51-205

Yards passing 49 116

Comp-att-int 5-22-0 6-13-1

Fumbles-.lost 1-1 1-1

Punts-avg. 6-34 2-25

Penalties-yards 3-35 2-15

Individual Statistics

Rushing: C - Ben Kraft 11-48, Dalton Weisz 8-44, Ryan Gesellchen 3-7, Jared Fischer 8-(minus-18). B - Layne Johs 35-193, Kip Jangula 4-10, Ricky Purtle 6-8, Ben Jolliffe 6-(minus-6).

Passing: C - Fischer 5-17-0, 49 yards; Tyler Rudolph 0-4-0; Gesellchen 0-1-0. B - Jolliffe 6-13-1, 116.

Receiving: C - Andre Maund 4-30, Drew Wiseman 1-19. B - Dexter Werner 3-54, Devin Schirado 2-25, Brett Adam 1-37.

Interceptions: C - Wiseman

FARGO SOUTH 28, BISMARCK 14

Bismarck	6	8	0	0	—14
Fargo South	7	7	14	0	—28

B — Mann 45 kick failed

FS — Neal 1 run; Keim kick

B — Adam 50 interception return; Schirado pass from Gibson

FS — Larson 31 pass from Neal; Keim kick

FS — Boe 11 pass from Neal; Keim kick

FS — Okland 8 pass from Neal; Keim kick

INDIVIDUAL STATISTICS

RUSHING: B, Mann 27-170, Gibson 2-23, Jangula 1-5, Vogel 1-1. FS, Boe 18-66, Neal 12-19, Larson 6-19.

PASSING: B, Gibson 6-12-0 79. FS, Neal 19-28-2 243, Boe 1-1-0 41.

RECEIVING: B, Schirado 3-47, Mann 1-29, Jangula 1-3, Kautz 1-0. FS, Larson 8-83, Baune 5-85, Parker 3-77, Okland 2-23, Boe 2-16.

First Quarter

B - Channing Mann 45 run (kick failed), 11:33

S - Griffin Neal 1 run (Matt Keim kick), 4:29

Second Quarter

B - Brett Adam 50 interception return (Devin Schirado pass from Tyson Gibson), 10:12

S - Brock Larson 31 pass from Neal (Keim kick), 6:58

Third Quarter

S - Adam Boe 11 pass from Neal (Keim kick), 5:54

S - Andrew Okland 8 pass from Neal (Keim kick), :08

2009

**South
Bismarck**

FS - Kyle Roesler 23 field goal, 7:20.

B - Esley Thorton 1 run (Calvin Krueger kick), 1:21.

Second Quarter

FS - Matthew Archer 20 run (Roesler kick), 7:44.

B - Jake Miller 2 run (Krueger kick), 1:40.

Third Quarter

B - Miller 34 run (Krueger kick), 3:20.

Fourth Quarter

B - Miller 1 run (Krueger kick), 1:52.

First Quarter

Team statistics

FS B

First downs 10 11

Rushes-yards 32-163 44-185

Passing yards 62 89

Comp-Att-Int 6-15-2 7-10-0

Fumbles-lost 2-1 0-0

Penalties-yards 7-50 9-85

Individual statistics

RUSHING: FS - Matthew Archer 8-68, Brock Larson 13-40, Griffin Neal 7-28, Julius Midell 2-19, Adam Boe 2-8. B - Jake Miller 29-135, Esley Thorton 15-50.

PASSING: FS - Larson 4-6-0, 35 yards; Neal 2-9-2, 27 yards. B - Thorton 6-9-0, 54 yards; Calvin Krueger 1-1-0, 34 yards.

RECEIVING: FS - Archer 2-36, Midell 1-9, Matthew Wawers 1-6, Bradley Shaw 1-6, Jayme McGillis 1-5. B - Nick Jolliffe 2-45, Krueger 2-24, Carson Winkels 2-10, Miller 1-10.

INTERCEPTIONS: B - Thorton, Jolliffe.

2008

South **03--7--00--** **10**
Bismarck **07--07--07** **28**

- First Quarter
- FS " Adam Boe 46 interception return (kick failed), 8:49
- Second Quarter
- B " Carson Winkels 2 run (Calvin Krueger kick), 8:04
- B " Austin Gunderson 50 interception return (Krueger kick), 6:29
- Third Quarter
- No scoring
- Fourth Quarter
- FS " Brandon Jemison 3 run (pass failed), 8:46
- B " Esley Thorton 1 run (Krueger kick), 3:19
- FS " Derek Holt 79 pass from Brock Larson (Kyle Roesler kick), 3:04
- B " Jake Miller 9 fumble return (Krueger kick) , 1:33 Team statistics
- S B
- First downs 16 11
- Rushes-yards 41-186 43-145
- Passing yards 122 47
- Comp-Att-Int 7-17-2 5-7-1
- Fumbles-lost 3-2 0-0
- Penalties-yards 6-30 4-40
- Individual statistics
- Rushing: S " Brandon Jemison 25-114, Lucas Selvedt 11-69, Cody Jochim 1-15, Matt Achter 2-9, Brock Larson 1-minus 1, Derek Holt 1-minus 20. B " Jake Miller 25-102, Esley Thorton 12-31, Carson Winkels 6-12.
- Passing: S " Larson 7-17-2, 122 yards. B " Thorton 5-7-1, 47 yards.
- Receiving: S " Matt Wawers 3-13, Holt 2-90, Jemison 1-12, Sam Callahan 1-7. B " Calvin Krueger 4-34, Miller 1-13.
- Interceptions: S " Adam Boe. B " Austin Gunderson, Thorton.

2007

Bismarck 7 7 0 7 - 14

South 7 20 7 6 - 40

First quarter

FS - Brandon Jemison 7 run (Kyle Roesler kick), 7:46

B - Cory Ploof 55 pass from Esley Thorton (Ryan Malm), 2:10

Second quarter

FS - Josh Homer (kick failed), 8:51

FS - Josh Gackle 3 run (run failed), 3:36

B - Tyler Johnson 29 pass from Thorton (Malm kick), :42.5

FS - Chris Griffin 35 pass from Mark Cameron (Jordan Allard pass from Cameron), :06.5

Third quarter

FS - Homer 1 run (Roesler kick), 2:45

Fourth quarter

FS - Gackle 5 run (pass failed), 4:32

Individual statistics

Rushing: B- Mike Ingemansen 9-33, Jon Hausauer 8-22, Esley Thorton 11(-)15. FS- Josh Homer 20-136, Josh Gackle 14-73, Brandon Jemison 8-67, Mark Cameron 2-29, Mike Felch 3-16, Chris Griffin 1-9, Eric Ames 2-5, Connor Bruns 2-(-)2.

Passing: B- Thorton 9-16-1, 173 yards. FS - Cameron 7-8-0, 126.

Receiving: B- Tyler Johnson 4-78, Cory Ploof 4-77, Colby Nordstrom 1-18. FS- Brady Meyers 3-56, Adam Erickson 2-27, Griffin 1-35, Jordan Allard 1-8.

Interceptions: FS- Jemison.

2006

South 6 8 0 7 - 21

Minot 0 0 7 0 - 7

Individual Scoring

First Quarter

FS: Josh Gackie 3 run (kick failed), 6:34.

Second Quarter

FS: Joey Dawson 5 run (Dawson run), 10:35.

Third Quarter

M: Zac Elgie 2 run (Elgie kick), 4:43.

Fourth Quarter

FS: Dawson 1 run (Logan Doeden kick), 10:31.

Team Statistics

FS Min

First downs 17 11

Rushes-yards 45-354 37-85

Passing yards 55 92

Comp-att-int 4-6-0 5-17-3

Punts-average 3-33 5-46

Fumbles-lost 3-2 0-0

Penalties-yards 7-72 2-10

Individual Statistics

Rushing: FS - Joey Dawson 15-132, Catlin Solum 16-111, Josh Horner 6-69, Brandon Larson 6-29, Billy Sholl 1-10, Josh Gackie 1-3. M - Tyson Schatz 14-60, Dan Hendrickson 10-35, Zac Elgie 13-minus 10.

Passing: FS - Dawson 4-6-0, 55 yards, M - Elgie 4-16-3, 81; Schatz 1-1-0, 11.

2005

GFC	14	12	13	0	—	39
South	7	7	15	0	—	29

First quarter

GFC — Ryan Kasowski 95 kickoff return (kick failed), 11:46

FS — Paul German 2 run (Petter Enkmoen kick), 9:01

GFC — Kasowski 3 run (Jeff Conn pass from Jake Landry), 1:32

Second quarter

FS — Catlin Solum 14 run (Enkmoen kick), 2:58

GFC — Mark Barclay 46 pass from Landry (kick failed), 2:24

GFC — Barclay 34 pass from Landry (kick failed), 06:9

Third quarter

FS — Billy Sholl 41 run (Enkmoen kick), 8:48

GFC — Andrew Schultz 7 pass from Landry (pass failed), 5:47

FS — German 2 run (Evan Savageau run), 1:53

GFC — Barclay 69 pass from Landry (Sam Wedin kick), 51:7

Team statistics

	GFC	FS
First downs	13	17
Rushes-yards	38-112	43-236
Passing yards	277	132
Passing	17-24-0	7-19-5
Return yards	122	148
Turnovers	0	6
Penalties-yards	6-45	4-30

Individual statistics

Rushing: GFC — Ryan Kasowski 30-100, Jake Landry 5-9, Jared Gowan 1-3, Tom Haug 1-2, Andrew Schultz 1-(1-2). FS — Catlin Solum 25-143, Billy Sholl 7-57, Brandon Larson 3-18, Joey Dawson 3-12, Paul German 5-6

Passing: GFC — Landry 17-24-0, 277. FS — Larson 7-19-5, 132

Receiving: GFC — Mark Barclay 6-200, Schultz 5-31, Tony Sware 3-20, Sam Wedin 1-13, John Greicar 1-9, Alex Oestreich 1-5. FS — Evan Savageau 6-104, Solum 1-28

Interceptions: GFC — Schultz 3, Barclay 2

Records: GFC 11-1, FS 10-2

2003

Bismarck	0	13	8	0	—	21
West Fargo	3	14	7	21	—	45

First Quarter

West Fargo — David Holland 22 field goal, 5:02.

Second Quarter

West Fargo — Brian McNeill 15 pass from Evan Fahrman (Holland kick), 8:05.

Bismarck — Nathan Carpenter 55 pass from BJ Etzold (Carpenter kick), 5:27.

West Fargo — Fahrman 1 run (Holland kick), 1:38.

Bismarck — Weston Dressler 2 run (kick failed), :22.

Third Quarter

West Fargo — Tyler Roehl 5 run (Holland kick), 6:22.

Bismarck — Dressler 18 pass from Etzold (Carpenter pass from Etzold), 2:52.

Fourth Quarter

West Fargo — Drew Rheault 19 pass from Fahrman (Holland kick), 10:03.

West Fargo — Roehl 32 run (Holland kick), 7:41.

West Fargo — Tyler Walker 27 interception return (Holland kick), 7:23.

Team Statistics

	Bis	WF
First downs	14	22
Rushes-yards	34-185	54-332
Yards passing	174	151
Passing	6-14-3	9-19-1
Fumbles-lost	0-0	4-1
Punts-average	4-37.0	2-32.5
Penalties-yards	1-7	6-53

Individual Statistics

Rushing: Bismarck — Weston Dressler 20-110, Jon Samuelson 5-30, Ryan Miller 3-37, BJ Etzold 5-1, Jordan Engelhardt 1-7, West Fargo — Tyler Roehl 20-173, Brian McNeill 18-145, Jeremy Qualley 2-20, Evan Fahrman 14-(minus 6).

Passing: Bismarck — Etzold 5-13-3, 128 yards; Michael Vetter 1-1-0, 46 yards. West Fargo — Fahrman 9-19-1, 151 yards.

Receiving: Bismarck — Nathan Carpenter 2-87, Jordan Engelhardt 2-82.

Dressler 1-18, Samuelson 1-7, West Fargo — Kyle Balster 3-76, Drew Rheault 2-26, Bobby Brand 2-17, Roehl 1-17, McNeill 1-15.

Records: Bismarck 11-1, West Fargo 12-0.

2004

Fargo South	7	13	7	7	—	34
Grand Forks Central	0	0	7	20	—	27

First Quarter

South: Bobby Stroup 27 pass from Mike Dawson (Petter Enkmoen kick), 2:19.

Second Quarter

South: Casey Feigum 74 run (kick failed), 7:46.

South: Evan Savageau 5 pass from Dawson (Enkmoen kick), :09.

Third Quarter

Central: Ryan Chappell 12 run (Jared Puttbrese kick), 6:24.

South: Dawson 5 run (Eriksmoen kick), 3:01.

Fourth Quarter

South: Savageau 11 pass from Dawson (Enkmoen kick), 8:48.

Central: Jake Marto 25 pass from Brandon Kretinger (pass failed), 6:33.

Central: Marto 29 pass from Kretinger (Puttbrese kick), 4:20.

Central: Marto 2 pass from Jake Landry (Puttbrese kick), :03.

Team Statistics

	FS	GFC
First downs	14	18
Rushes-yards	47-237	32-146
Yards passing	108	248
Passing	5-6-0	17-28-1
Fumbles-lost	1-1	1-1
Punts-average	4-39.0	2-35.0
Penalties-yards	7-70	9-50

Individual Statistics

Rushing: South — Paul German 25-106, Casey Feigum 9-103, Mike Dawson 5-14, Catlin Solum 8-14, Central — Ryan Chappell 20-120, Jason Diedrich 7-27, Jake Landry 4-6, Jake Marto 1-(minus 7).

Passing: South — Dawson 5-6-0, 106 yards, Central — Landry 13-22-1, 175 yards, Brandon Kretinger 4-6-0, 73 yards.

Receiving: South — Bobby Stroup 2-81, Evan Savageau 2-18, Solum 1-9, Central — Marto 9-180, Chappell 2-28, John Greicar 2-26, Andrew Schultz 3-10, Diedrich 1-7.

Records: South 11-1, Central 10-2.

2001

Bismarck	0	7	0	14	—	21
Fargo	0	3	0	6	—	9

Individual Scoring

Second Quarter

South — Shawn Braunagei 26 FG, 10:38.

Bismarck — Elliott Piper 8 run (Nathan Carpenter kick), 4:25.

Fourth Quarter

Bismarck — Derek Kinnischtzke 3 run (Carpenter kick), 10:23.

South — Steve Bader 36 pass from Mitch Kary (pass failed), 3:28.

Bismarck — Kinnischtzke 21 run (Carpenter kick), 1:02.

Team Statistics

	BHS	FS
First downs	12	15
Rushes-yards	50-214	31-149
Passing yards	53	131
Passing	3-8-0	10-33-3
Punts	4-29.3	5-38.2
Fumbles-lost	3-2	1-1
Penalties-yards	8-69	8-86

Individual Statistics

Rushing: BHS — Derek Kinnischtzke 36-171, Elliott Piper 9-51, Weston Dressler 1-4, Michael Salwei 4-(minus-12). South — Ross Olson 9-56, Alex Kingsley 8-51, Bobby Babich 6-20, Ben Hendricks 1-10, Mitch Kary 5-10, Daniel Nicholson 2-2.

Passing: BHS — Salwei 3-7-0, 53 yards; Kinnischtzke 0-1-0, 0 yards. South — Kary 10-33-2, 131 yards; Clay Solum 0-1-1, 0 yards.

Receiving: BHS — Dressler 2-40, Piper 1-13. South — Nathan Kaeding 3-31, Steve Bader 2-42, Olson 2-24, Jeremiah Wurzbacher 2-23, Solum 1-11.

Records: BHS 12-0, Fargo South 11-1.

2002

Minot	7	7	0	0	—	14
West Fargo	21	10	7	13	—	51

First Quarter

WF — Tyler Roehl 7 run (David Holland kick), 10:08.

M — Charlie Shirek 35 pass from Jordan King (Anthony Fuller kick), 6:45.

WF — Nick Reinsch 18 run (Holland kick), 3:09.

WF — Roehl 7 run (Holland kick), 2:18.

Second Quarter

WF — Roehl 3 run (Holland kick), 8:15.

M — Tra Tagaloe 15 run (Fuller kick), 1:40.

WF — Holland 28 FG, :02.

Third Quarter

WF — Reinsch 6 run (Holland kick), 6:30.

Fourth Quarter

WF — Roehl 46 run (Holland kick), 11:04.

WF — Cole Reiniets fumble recovery in end zone (kick failed), :31.

Team Statistics

	Minot	WF
First downs	14	30
Rushes-yards	33-112	52-392
Passing	12-27-1	8-14-2
Passing yards	140	148
Fumbles-lost	1-1	1-0
Punts-avg	4-38.8	3-20.3
Penalties-yds	3-20	6-57

Individual Statistics

Rushing: Minot — Tra Tagaloe 23-102, Bryce Gutknecht 2-15, Jordan King 8-(minus-5). West Fargo — Nick Reinsch 24-185, Tyler Roehl 11-100, Evan Fahrman 7-43, Brian McNeill 3-31, Travis Schmidt 3-22, Seth Farkas 1-8, Nick Brand 1-2, Jeremy Qualley 2-1.

Passing: Minot — King 12-26-1, 140 yards; Andrew Gudmunson 0-1-0, 0 yards. West Fargo — Fahrman 6-14-2, 149 yards.

Receiving: Minot — Jake Caulfield 5-61, Gutknecht 3-11, Charlie Shirek 2-46, King 1-15, Brett Gleave 1-7. West Fargo — Kyle Baister 3-93, Nick Bonnet 1-25, Drew Rheault 1-22, Brandon Sverson 1-9.

Interceptions: Minot — Gudmunson, Jeremy Froseth. West Fargo — Matt Scully.

Records: Minot 7-5, West Fargo 11-1.

2000

Minot 7 0 7 0-14
West Fargo 6 15 3 0-24

First Quarter

MINOT-Roberts 8 pass from Shirek (Ryan kick)
WF-Sinner 1 run (pass failed)

Second Quarter

WF-Brennan 4 run (Dardis run)
WF-Brennan 25 run (Horsager kick)

Third Quarter

WF-Horsager 27 FG

Fourth Quarter

MINOT-Price 2 run (Ryan kick)

INDIVIDUAL STATISTICS

RUSHING—Minot, Shirek 11-16, Smith 11-12, Price 7-11. WF, Brennan 12-82, Sinner 24-56, Dardis 3-25.

PASSING—Minot, Shirek 18-28-1-248, Smith 0-2-1-0, WF, Sinner 3-11-0-39.

RECEIVING—Minot, Roberts 9-145, Lorenz 3-58, Smith 3-21, Ryan 2-15, Danielson 1-9. WF, Farkas 1-20, Johnson 1-14, Tehven 1-5.

1998

1999

Wahpeton
West Fargo

First Quarter
WF—Rodriguez 28 run (pass failed)
W—Roland 1 run (McCann kick)

Third Quarter
WF—Erenberg 18 pass from Scully (pass A—5,428)

INDIVIDUAL STATISTICS
Rushing: Wahpeton, Roland 29-188, Dick Moline 5 (minus 25), West Fargo, Brennan 5-51, Willis 1-1, Scully 6 (minus 13).
Passing: Wahpeton, Moline 8-17-0 151 Fargo, Scully 6-17-2 79.

Receiving: Wahpeton, MacIver 2-75, Oehlke 2-28, Dickey 1-18, Althoff 1-15, W Johnson 2-17, Erenberg 2-37, Ziegler 1-25.

North	14	14	8	7—43
Bismarck	14	0	0	8—22

B—Kinnischtzke 2 run (Kringstad kick)
FN—Anderson 78 pass from Horn (Guy kick)
FN—Swart 46 pass from Horn (Guy kick)
B—Salwei 1 run (Kringstad kick)
FN—Flaig 13 pass from Horn (Guy kick)
FN—Koenig 21 pass from Horn (Guy kick)
FN—Dahlen 6 run (Pullen run)
FN—Koenig 32 pass from Horn (Guy kick)
B—Engel 4 pass from Salwei (Engel pass from Salwei)

INDIVIDUAL STATISTICS

RUSHING: FN, Dahlen 8-66, Rau 8-47, Lauwers 12-29, Hartsoch 4-29, Anderson 1-6, BHS, Kinnischtzke 26-165, Salwei 8-19, Prussing 1-4, Voss 3-3.

PASSING: FN, Horn 12-25-1 281 yards, Dahlen 2-2-0 41, Swart 1-1-0 34, BHS, Salwei 11-20-2 108.

RECEIVING: FN, Anderson 5-139, Koenig 3-65, Swart 2-63, Flaig 3-52, BHS, Kinnischtzke 2-56, Engel 7-42, Rood 2-10.

1997

Dickinson	14	6	8	0	—	28
Bismarck	0	7	13	6	—	26

Statistics

First downs	DNS	BNS
Rushes yards	0	19
Yards passing	29-80	41-278
Passing	264	193
Fumbles lost	0-14-0	9-16-1
Punts average	0-0	3-2
Penalties-yards	4-34	1-26
	5-43	4-45

Individual Scoring

- Dickinson — Jason Dinius 1 run (Brock Outrop kick)
- Dickinson — Dinius 2 run (Outrop kick)
- Bismarck — Mike Brunner 1 run (Matt Eslinger kick)
- Dickinson — Jason Moore 65 pass from Dinius (kick failed)
- Bismarck — Jordan Roberdeau 78 run (Eslinger kick)
- Dickinson — Moore 66 pass from Dinius (Josh Sayler run)
- Bismarck — Roberdeau 18 run (kick failed)
- Bismarck — Brunner 25 run (run failed)

Individual Statistics

Rushing: Dickinson — Jason Dinius 17-36, Jason Moore 11-19, Kelly Ebach 7-11, Josh Sayler 3-15, Curt LaDuke 1 minus 7, Bismarck — Jordan Roberdeau 12-150, Mike Brunner 17-110, Corey Neff 1-20, Ric Prussing 5-17, Weston Eckroth 4-1.

Passing: Dickinson — Dinius 8-14-0, 264 yards. Bismarck — Eckroth 9-16-1, 193 yards.

Receiving: Dickinson — Moore 5-234, Blake Miller 1-16, Kurtis Kern 1-8, Levi Dennis 1-4, Ebach 1-2 Bismarck — Prussing 2-87, Tony Anderson 2-40, Brunner 1-18, Nathan Engel 1-14, Neff 1-14, Casey Clement 1-13, Collin Engel 1-7.

Interceptions: Dickinson — Kern.

Records: Dickinson 10-2, Bismarck 10-2.

1996

Ferge South	7	6	3	7-23
GFC Central	0	13	0	0-13

- South—Hertel 8 run (Wold kick)
- GFC—Mask 8 pass from Bollinger (McWilliams kick)
- South—Hertel 9 run (kick failed)
- GFC—Hoverson 25 pass from Bollinger (kick blocked)
- South—Wold 24 FG
- South—Cusher 18 pass from Hertel (Wold kick)

INDIVIDUAL STATISTICS

RUSHING—South, C. Simmons 24-180, Uhlir 16-110, Hertel 7-45, Wold 9-27, Anderson 1-6, Hanson 1-(-1).

GFC, Mask 19-91, Ames 1-0, Bollinger 5-(-6).

PASSING—South, Hertel 5-9-0-44, GFC, Bollinger 14-25-1-163.

RECEIVING—South, Cusher 2-25, Roscoe 1-8, Niebauer 1-6, Hanson 1-5, GFC, Eley 8-60, Hoverson 3-82, Mask 2-6, Newman 1-15.

1994

Jamestown.....	0	13	0	4	—	19
Bismarck St. Mary's.....	7	4	15	0	—	28
Team statistics						
	JHS			SM		
First downs.....	11			19		
Rushes-yards.....	26-82			46-200		
Yards passing.....	133			142		
Passing.....	11-21-1			8-17-0		
Fumbles-lost.....	3-3			0-0		
Punts-average.....	5-64			5-72		
Penalties-yards.....	2-37.0			4-28.5		

Individual scoring

St. Mary's: Paul Benson 11 pass from Seth Maier (Charlie Lang kick).

Jamestown: B.J. Nold 1 run (Joey Vannett kick).

St. Mary's: Marc Kettleson 16 pass from Chris Schwab (kick failed).

Jamestown: Brian Zehren 93 kick return (kick failed).

St. Mary's: Benson 30 pass from Schwab (Benson pass from Schwab).

St. Mary's: Schwab 1 run (Lang kick).

Jamestown: Grant Geiszler 14 pass from Nold (pass failed).

Individual statistics

Rushing: Jamestown — Kory McGraw 13-51, B.J. Nold 10-21, Joey Vannett 2-9, Mike Koushkouski 1-1. St. Mary's: Ky Sayler 21-139, Seth Maier 11-51, Luke Shafer 5-9, Chris Schwab 9-1.

Passing: Jamestown — Nold 10-20-1, 115 yards; Vannett 1-0, 17 yards. St. Mary's — Schwab 7-16-0, 131 yards; Maier 1-1-0, 11 yards.

Receiving: Jamestown — Grant Geiszler 4-65, Ben Maulding 2-21, Kyle Anderson 1-16, Mike Schock 2-8, Brian Zehren 1-17, McGraw 1-6. St. Mary's: Paul Benson 6-114, Marc Kettleson 1-16, Shafer 1-12.

Interceptions: St. Mary's — Maier.

Records: Jamestown 8-3, St. Mary's 9-3.

1995

Bismarck St. Mary's.....	0	6	0	8	—	14
Fargo North.....	7	6	0	6	—	19
Team statistics						
	St. Mary's			FN		
First downs.....	13			19		
Rushes yards.....	31-103			45-199		
Yards passing.....	134			120		
Passing.....	11-17-0			4-9-3		
Fumbles lost.....	0-0			2-0		
Punts average.....	4-29.3			2-15.0		
Penalties yards.....	2-10			2-20		

Individual scoring

Fargo North: Ryan George 6 run (Jay Gehrke kick).

Fargo North: Gehrke 15 run (kick failed).

St. Mary's: Beanie Scherr 23 pass from Chris Schwab (kick failed).

St. Mary's: Matt Baumgartner 13 pass from Schwab (Jared Maher pass from Schwab).

Fargo North: Gehrke 1 run (pass failed).

Individual statistics

Rushing: St. Mary's — Luke Shafer 14-62, Jim Wahl 5-19, Chris Schwab 12-22. Fargo North — Ryan George 29-142, Sean Hoffman 3-10, Jay Gehrke 13-47.

Passing: St. Mary's — Schwab 11-17-0, 134 yards. Fargo North — Gehrke 4-8-2, 120 yards; Garrett Greterman 0-1-0, 0 yards.

Receiving: St. Mary's — Matt Baumgartner 5-60, Jared Maher 1-3, Tim Olson 2-12, Beanie Scherr 3-59. Fargo North — Bryce Marquardt 2-75, Jeremy Hultin 2-45.

Records: St. Mary's 8-4, Fargo North 10-1.

1993

Fargo South.....	2	0	0	0	—	2
West Fargo.....	0	6	0	0	—	6
S—safety Erickson called for intentional grounding from end zone						
WF—Peterson 30 pass from Erickson (pass failed)						

	FS		WF	
First downs.....	8		7	
Rushes yards.....	37-103		26-69	
Passing yards.....	49		74	
Comp-Att-Int.....	5-15-0		3-11-0	
Punts.....	9-21		7-27	
Fumbles-lost.....	3-0		3-2	
Penalties-yards.....	4-37		4-25	

INDIVIDUAL STATISTICS

RUSHING — South, Kruse 14-47, Mohr 12-49, Osborn 9-7, West Fargo, Olson 19-56, Erickson 17-13.

PASSING — South, Mohr 5-15-49-0, West Fargo, Erickson 3-11-74-0.

RECEIVING — South, Neis 2-25, Powers 1-15, Palansch 1-12, Kruse 1-0, West Fargo, Peterson 2-35, Greger 1-39.

1992

Minot	7	0	0	6-13
Fargo South	0	0	14	7-21

M—Phillon 10 run (C. Jackson kick)
 FS—Barnick 23 pass from Carlson (Barnick kick)
 FS—Moos 8 run (Barnick kick)
 M—Phillon 13 run (kick failed)
 FS—Moos 4 run (Barnick kick)

INDIVIDUAL LEADERS

RUSHING—Minot, Phillon 30-135, M. Jackson 7-49, Schmidt 6-33. South, Moos 19-73, Halvorson 12-72, Sahr 4-38.
PASSING—Minot, Reiersen 2-8-2, 16 yards. South, Carlson 3-6-1, 87.
RECEIVING—Minot, Johnson 1-11, Schmidt 1-5. South, Dardis 1-50, Barnick 1-23, Moos 1-14.

1991

Jamestown.....	9	0	9	7-7
St. Mary's.....	9	0	9	7-21

Team statistics

	Jamestown	St. Mary's
First downs.....	14	14
Rushes-yards.....	38-57	38-312
Yards passing.....	130	53
Passing.....	10-19-1	3-7-0
Fumbles-lost.....	4-3	4-3
Penalties-yards.....	0-0	5-55
Punts average.....	2-34	3-29

Individual scoring

St. Mary's: Bob Klooster 86 run (Mike Tschider kick).
 St. Mary's: Jason Dressler 20 pass from Tschider (Tschider kick).
 Jamestown: Scott Wahl 3 run (Darin Erstad kick).
 St. Mary's: Klooster 1 run (Tschider kick).

Individual statistics

Rushing: Jamestown — Sean Fredricks 10-99, Scott Wahl 6-24, Tim Fletcher 3-6, Darin Erstad 1-minus 2, Jason Hopland 1-minus 4, Mike Buchholtz 9-minus 27. St. Mary's — Bob Klooster 14-143, Scott Shafer 10-133, Mike Tschider 6-36.
Passing: Jamestown — Buchholtz 10-18-0, 130 yards; Erstad 0-1-1. St. Mary's — Tschider 3-7-0, 53 yards.
Receiving: Jamestown — Fredricks 4-42, Fletcher 2-14, Erstad 2-21, Jason Falk 1-38, Hopland 1-15. St. Mary's — Jason Dressler 2-41, Shafer 1-12.
Interceptions: St. Mary's — Shafer 1.
Records: Jamestown 9-2, St. Mary's 10-1.

1990

Bis. St. Mary's	0	0	0	12-12
Fargo South	7	14	0	7-28

FS—Kent Dvoracek 4 run (Kyle Kelley kick)
FS—Chad Holte 14 pass from Chris Berg
(Kelley kick)
FS—Dvoracek 35 run (Kelley kick)
SM—Tschider 3 run (kick blocked)
FS—Berg 13 run (Kelley kick)
SM—Tschider 1 run (run failed)

STATISTICS

	SM	FS
First downs	17	17
Rushes-yards	39-164	30-217
Yards passing	182	159
Total yards	346	376
Passes	11-31-1	9-15-2
Punts-average	2-9	2-32
Fumbles-lost	6-4	2-2
Penalties-yards	7-59	9-67

INDIVIDUAL LEADERS

RUSHING—St. Mary's, Ryan Nagel 13-72, Bob Klooster 10-49, Mike Tschider 15-43. South, Justin Conzemius 9-91, Kent Dvoracek 13-87, Chad Holte 4-28.

PASSING—St. Mary's, Tschider 11-31-1, 182 yards. South, Chris Berg 9-15-2, 159.

RECEIVING—St. Mary's, Mike Shafer 2-69, T.J. Baumgartner 4-40, Bob Klooster 2-39, Ryan Nagel 2-22, Jason Dressler 1-12. South, Justin Conzemius 3-57, Chad Holte 3-67, Brian Borchardt 3-45.

1989

Devils Lake	0	3	0	8-11
Fargo South	14	0	14	0-28

FS—Dvoracek 17 run (Lovell kick)

FS—Berg 3 run (Lovell kick)

DL—FG Barrantes 29

FS—Wieser 25 pass from Berg (Lovell kick)

FS—Odegard 42 fumble return (Lovell kick)

DL—Warner 5 run (VanHunnik pass from Boyle)

STATISTICS

	DL	FS
First downs	14	12
Rushes-yards	25-134	38-89
Yards passing	99	139
Total yards	233	228
Passes	9-22-1	7-13-0
Punts-average	4-33	5-37
Fumbles-lost	3-2	2-0
Penalties-yards	9-80	10-87

INDIVIDUAL LEADERS

RUSHING—Devils Lake, Warner 16-108. South, Dvoracek 11-48, Conzemius 8-29.

PASSING—Devils Lake, Boyle 9-20-1, 99 yards; Warner 0-1-0, 0; Van Hunnik 0-1-0, 0. South, Berg 7-13-0, 139.

RECEIVING—Devils Lake, Volk 3-48, Van Hunnik 3-29, Flaig 1-13, Warner 2-11. South, Wieser 3-88, Satrom 1-27, Lovell 2-14, Dvoracek 1-12.

St. Mary's 31, South 14

St. Mary's	0	21	10	0	-	31
South	0	6	0	8	-	14

Statistics

	South	SM
First Downs	10	14
Rushes-yards	22-63	30-150
Yards Passing	122	91
Passing	12-24-3	5-12-1
Fumbles-lost	2-1	0-0
Punts-average	4-33	5-24
Penalties-yards	8-60	6-55

Individual Scoring

South: Chris Songstad 7 pass from Tony Paper (kick failed).

St. Mary's: Ken Kraft 2 run (John Reifenberger kick).

St. Mary's: Rich Schulz 30 pass from Kraft (Reifenberger kick).

St. Mary's: Shawn McNeally 15 pass from Kraft (Reifenberger kick).

St. Mary's: FG, Mike Tschider 31.

St. Mary's: Kraft 2 run (Reifenberger kick).

South: Paper 28 pass from Chris Berg (Mike Weiser pass from Paper).

Individual statistics

Rushing: South — Gary Mattson 11-61, Brock Satter 5-29, Tony Paper 4-minus 17, Kent Dvoracek 1-2, Chris Berg 1-minus 12. St. Mary's — Ken Kraft 21-63, Monte Schmeltz 11-66, Ryan Nagel 7-21.

Passing: South — Paper 10-21-3, 76 yards; Berg 2-3-0, 46 yards. St. Mary's — Kraft 5-12-1, 91 yards.

Receiving: South — Satter 5-28, Chris Songstad 2-19, Paper 1-28, Mike Weiser 1-18, Joel Levenson 1-16, Troy Grondahl 1-10, Gary Mattson 1-minus 4. St. Mary's — Rich Schulz 3-63, Shawn McNeally 2-28.

Interceptions: South — Paper. St. Mary's — Stacy Tschider 2, Chad Caya.

Records: St. Mary's 10-2, South 10-2.

1987

Red River	0	0	0	8-8
South	0	7	6	0-13

South — Duin 1 run (Paper kick)
 South — Soehren 9 run (run failed)
 Red River — Murphy 4 run (Kuntz run)

STATISTICS

	RR	FS
First downs	11	13
Rushes-yards	50-174	35-148
Yards passing	29	100
Total Yards	203	248
Passes	3-8-1	8-17-0
Punts-average	2-35	4-37
Fumbles-lost	2-2	1-1
Penalties-yards	5-65	11-65

INDIVIDUAL LEADERS

RUSHING—Red River, Murphy 26-94, Kuntz 13-32, Headlee 5-29, Hajicek 6-19. South, Satter 13-70, Duin 15-61, Soehren 5-28, T. Johnson 1-1, Paper 1-minus 14.

PASSING—Red River, Headlee 3-8-1-29. South, Soehren 8-17-0-100.

RECEIVING—Red River, Herz 1-17, Williamson 1-13, Hajicek 1-minus 1. South, Lundstrom 2-31, Paper 2-24, McPherson 1-17, Holland 1-11, Satter 1-8, Johnson 1-8.

1986

Fargo North	0	6	0	0-6
Fargo South	14	13	0	7-34

FS — Glass 34 pass from Benson (Songstad kick)

FS — Duin 23 pass from Benson (Songstad kick)

FS — Satter 1 run (Songstad kick)

FS — Satter 95 run (kick failed)

FN — Baker 1 run (kick failed)

FS — Satter 53 run (Songstad kick)

STATISTICS

	FN	FS
First downs	10	21
Rushes-yards	31-145	53-397
Yards passing	106	134
Total Yards	251	531
Passes	6-23-3	6-8-0
Punts-average	4-31	3-27
Fumbles-lost	0-0	2-2
Penalties-yards	2-20	6-51

INDIVIDUAL LEADERS

RUSHING—North, Joe Day 18-99, Tim Day 10-40. South, Satter 25-274, Duin 13-59, Lundstrom 4-21, Benson 6-18.

PASSING—North, Baker 5-19-3, 85 yards; Tim Day 1-3-0, 0. South, Benson 6-7-0, 134; Satter 0-1-0, 0.

RECEIVING—North, Whited 3-33, Tim Day 2-62, Dehne 1-11. South, Duin 2-46, Glass 2-45, Songstad 1-22, Satter 1-21.

int Glass, Kistner 2

1985

St. Mary's	7	6	0	13-26
Bismarck	0	0	20	7-27

SM—Klein 7 run (Hanson kick)
 SM—Hummel 38 run (kick failed)
 Bis—Schatz 8 pass from Feeney (kick failed)
 Bis—Feeney 1 run (Feeney kick)
 Bis—Olson 11 run (Feeney kick)
 SM—Schmaltz 71 pass from Hummel (Hanson kick)
 Bis—Bergeson 19 pass from Feeney (Feeney kick)
 SM—Klein 2 run (run failed)

STATISTICS

	SM	Bis
First downs	15	17
Rushes-yards	45-217	46-177
Yards passing	154	161
Total yards	371	338
Passes	4-11-1	10-18-1
Punts-average	2-27	2-30
Fumbles-lost	3-2	2-1
Penalties-yards	2-30	1-6

INDIVIDUAL LEADERS

RUSHING—St. Mary's, Klein 18-85, Aberte 18-77, Hummel 8-66. Bismarck, Feeney 20-81, Olson 16-62, Twite 10-34.

PASSING—St. Mary's, Hummel 4-11-1, 154 yards. Bismarck, Feeney 10-18-1, 161.

RECEIVING—St. Mary's, Mike Schmaltz 3-110, Aberte 1-44. Bismarck, Gorder 4-62, Schatz 3-32, Bergeson 2-33, Schirado 1-14.

1984

Bismarck	0	7	14	0-21
Dickinson	7	0	0	7-14

Statistics

	BHS	DHS
First Downs	16	12
Rushes yards	42 206	32 62
Yards Passing	96	200
Passing	5 10 0	11 29 3
Fumbles lost	5 2	2 0
Punts average	2 28	4 33
Penalties yards	4 20	5 31

Individual Scoring

Dickinson Todd Winczewski 1 run (Randy Ferderer kick)
 Bismarck Wayne Yeager 1 run (Chuck Clairmont kick)
 Bismarck Wayne Yeager 1 run (Chuck Clairmont kick)
 Bismarck Steve Feeney 2 run (Chuck Clairmont kick)
 Dickinson Steve Molstre 24 pass from Brent Wasem (Randy Ferderer kick)

Individual Statistics

Rushing: Bismarck — Wayne Yeager 23 104, Troy Ismir 7 64, Steve Feeney 16 38
 Dickinson — Steve Molstre 14 44
Passing: Bismarck — Steve Feeney 5 10 0 96
 Dickinson — Brent Wasem 10 28 3 194, Sharky Hasen 1 0 6
Receiving: Bismarck — Chuck Clairmont 4 49
 Dickinson — Steve Molstre 6 117

1983

Fargo Shanley	14	10	7	0-31
Bismarck St. Mary's	7	7	3	0-17

- Sh — Bruns 33 run (Murphy kick)
- SM — Smith 8 pass from Walth (Schafer kick)
- Sh — Bruns 60 run (Murphy kick)
- SM — Sanders 5 run (Schafer kick)
- Sh — Bruns 2 run (Murphy kick)
- Sh — FG Murphy 37
- SM — FG Schafer 31
- Sh — Short 9 pass from Savageau (Murphy kick)

STATISTICS

	Sh	SM
First downs	17	18
Rushes-yards	61-330	40-254
Yards passing	25	69
Total yards	355	323
Passes	3-5-1	5-20-4
Punts-average	3-31	1-30
Fumbles-lost	1-1	3-1
Penalties-yards	3-26	5-37

INDIVIDUAL LEADERS

RUSHING— Shanley, Bruns 24-157, Van-Raden 24-140, St. Mary's, Sanders 14-113, Fischer 10-70, Walth 14-69.

PASSING— Shanley, Savageau 3-5-1, 25 yards. St. Mary's, Walth 5-20-4, 69.

RECEIVING— Shanley, Short 2-21, St. Mary's, Sanders 1-17, Gunderson 1-16, Arman 1-16.

1981

Fargo South 0 3 0 0-3
 Fargo Shanley 0 7 14 0-21
 Shan — Sweeney 1 run (Savageau kick)
 South — FG Kilfoyl 30
 Shan — Savageau 47 pass from Sweeney
 (Savageau kick)
 Shan — Sweeney 7 run (Savageau kick)

STATISTICS

	South	Shan
First downs	13	13
Rushes-yards	29-91	60-152
Yards passing	65	127
Total yards	156	279
Passes	7-23-5	4-8-0
Punts-average	4-37	5-42
Fumbles-lost	4-2	4-1
Penalties-yards	3-25	6-70

INDIVIDUAL LEADERS

RUSHING—South, Kline 17-51, Olson 6-19, Johnson 4-13. Shanley, Christenson 25-74, Savageau 13-49, Sweeney 16-17.

RECEIVING—South, Johnson 2-29, Olson 2-8, Kline 2-2, Wheeler 1-16. Shanley, Mickelson 1-26, Blotsky 1-39, Savageau 1-47, O'Hearn 1-15.

PASSING—South, Hegre 7-19-4, 65 yards; Kline 0-1-0, 0; Zarling 0-3-1, 0. Shanley, Sweeney 4-8-0, 127.

1982

GF Red River 0 7 0 0 7
 Fargo South 14 0 3 14 31
 FS — Olson 2 run (Moe kick)
 FS — Olson 18 run (Moe kick)
 RR — Maszk 1 run (Demarais kick)
 FS — FG Moe 25
 FS — Crouse 10 run (Moe kick)
 FS — Glass 32 punt return (Moe kick)

STATISTICS

	FS	RR
First downs	14	9
Rushes-yards	47-194	43-162
Yards passing	73	17
Total yards	267	179
Passes	5-10-0	2-9-1
Punts-average	3-43	6-27
Fumbles-lost	3-1	6-2
Penalties-yards	8-70	2-20

INDIVIDUAL LEADERS

RUSHING—South, Olson 23-131, Glass 9-30, Red River, Hoffman 15-91, Maszk 12-76.

RECEIVING—South, Hammar 2-43, Crouse 1-23, Red River, Paintner 1-13.

PASSING—South, Honi 5-10-0, 73 yards, Red River, Cook 2-8-1, 17; Hoffman 0-1-0, 0.

Minot	6	7	6	10-30
Fargo Shanley	0	0	7	0-7
M—Theige 1 run (kick failed)				
M—Theige 1 run (T. Lawson run)				
M—T. Lawson 7 run (kick failed)				
S—Sadler 27 pass from Sweeney (Savageau kick)				
M—FG Holmen 33				
M—Lawson 39 run (Holmen kick)				

STATISTICS

	M	S
First downs	17	8
Rushes-yards	63-275	29-82
Passing yards	13	75
Total yards	288	157
Passes	1-2-0	6-10-1
Punts	2-46	2-26
Fumbles-lost	1-0	6-2
Penalties-yards	6-40	2-20

INDIVIDUAL LEADERS

RUSHING—Minot, T. Lawson 28-156, Theige 23-61, C. Lawson 6-30, Holmen 5-25, Shanley, Sornsins 4-14, Savageau 7-18, Williams 8-32.

RECEIVING—Minot, Landsiedel 1-13, Shanley, Sadler 3-53, O'Hearn 2-16.

PASSING—Minot, Holmen 1-2-0, 13 yards, Shanley, Sweeney 5-7-1, 59.

1979

Fargo South 6 0 0 0-14
 Dickinson Trinity 7 0 14 6-37
 South—Anderson 1 run (kick failed)
 Trinity—Hushka 40 run (Wandler kick)
 Trinity—Kovash 47 pass from Willer
 (Wandler kick)
 Trinity—Hushka 2 run (Wandler kick)
 Trinity—Willer 3 run (kick failed)
 South—Sanford 11 pass from Webber
 (Sanford pass from Webber)

STATISTICS

	So	DT
First downs	19	11
Rushes-yards	40-195	34-164
Passing yards	168	96
Total yards	363	260
Passes	13-21-4	4-9-1
Fumbles-lost	4-4	2-2
Punts	3-28	6-35
Penalties-yards	4-37	5-32

INDIVIDUAL LEADERS

RUSHING—South, Anderson 15-64, Kolman 16-83, Jahner 3-31. Trinity, Hushka 13-100, Kovash 10-45.

RECEIVING—South, Jahner 3-54, Sanford 5-64, Haug 3-53. Trinity, Kovash 1-47, Anner 2-23, Hushka 1-14.

PASSING—South, Webber 12-18-3, 167 yards, Jahner 1-3-1, 1 yard. Trinity, Willer 4-9-1 96.

1978

Fargo South 0 6 0 13-19
 Fargo North 3 0 7 0-10
 FN—FG Lahren 32
 FS—Borman 1 run (kick failed)
 FN—Nellermoe 1 run (Lahren kick)
 FS—Borman 4 run (kick failed)
 FS—Schafer 1 run (Stellrecht kick)

STATISTICS

	FS	FN
First downs	8	16
Rushes-yards	42-152	53-292
Yards passing	0	7
Totals yards	152	299
Passes	0-6-2	1-12-2
Punts	4-32	3-34
Fumbles-lost	1-0	3-2
Penalties-yards	0-0	3-48

INDIVIDUAL LEADERS

RUSHING—South, Borman 17-58, Stellrecht 15-67. North, Stroup 27-171, Nellermoe 17-86.

RECEIVING—North, Wacker 1-7.

PASSING—South, Schafer 0-6-2, 0 yards. North, Nellermoe, 1-12-2, 7.

1977

Bismarck Century	0	0	0	6--6
Shanley	0	0	22	0--28

- Shanley—Lavelle 1 run (kick failed)
- Shanley—Cichy 49 run (Cichy kick)
- Shanley—Cichy 25 run (lavelle run)
- Shanley—Walsh 20 pass from Cichy (Cichy kick)
- Century—Vallarano 29 run (run failed)

STATISTICS

	C	S
First downs	7	21
Rushes-yards	26-75	64-351
Yards passing	47	92
Total yards	122	443
Passes	4-15-5	7-17-2
Punts	7-35	2-27
Fumbles-lost	0 0	3-5
Penalties-yards	3-10	5-55

INDIVIDUAL LEADERS

RUSHING —Century, Littlefield 7-14, Antil 9-21, Vallarano 3-34. Shanley, Cichy 21-172, Lavelle 21-120, Schott 12-47.

RECEIVING —Century, Lee 2-20, Wike 1-14, Bothum 1-13. Shanley, Walsh 4-60, Mickelson 2-25.

PASSING—Century, Littlefield 3-14-5, 43; Vallarano 1-1-0, 14. Shanley, Cichy 7-15-2, 92; Schlenker 0-1-0, 0; Schott 0-1-0, 0.

1976

Fargo North	0	0	0	6--6
Fargo Shanley	14	20	0	14--48

- S—Helms 29 run (kick failed)
- S—Cichy 6 run (Fischer run)
- S—Cichy 10 run (Cichy kick)
- S—Hughes 31 run (Cichy kick)
- S—Mickelson 30 pass from Cichy (kick failed)
- S—Fischer 2 run (Schott pass from Cichy)
- S—Helms 41 run (kick failed)
- N—Dinnis 1 run (run failed)

STATISTICS

	N	S
First downs	12	16
Rushes-yards	56-158	54-307
Yards passing	26	46
Total yards	184	353
Passes	2-14-2	2-15-1
Punts	6-28	5-36
Fumbles lost	4	0
Yards penalized	46	59

INDIVIDUAL LEADERS

RUSHING—North, Johnson 19-89; Dinnis 8-36. Shanley, Cichy 13-65; Helms 8-112; Sornsin 11-38; Fischer 14-47.

RECEIVING—North, Holm 1-12; Sponberg 1-14. Shanley, Mickelson 1-30; Helms 1-16.

Shanley	0	21	7	7-35
North	0	0	0	16-16
S—Fischer 2 run (Cichy kick)				
S—Dancer 15 pass from Campbell (Cichy kick)				
S—Aoe 23 pass from Campbell (Cichy kick)				
S—Dancer 30 pass from Campbell (Cichy kick)				
S—Campbell 24 run (Cichy kick)				
N—Sponberg 81 pass from Flechtner (Speral run)				
N—Flechtner 1 run (Flechtner run)				

STATISTICS		
	S	N
First downs	19	12
Rushes-yards	56-246	41-95
Passing yards	115	304
Total yards	361	399
Passes	7-10-0	5-18-6
Fumbles-lost	1-1	0-0
Penalties	8-100	4-20
Punts	5-36	2-13

INDIVIDUAL LEADERS	
RUSHING	Shanley, Campbell 11-75
PASSING	Fischer 11-45, North, Hollman 10-62
RECEIVING	Sponberg 3-4
PUNTS	Shanley 5-36, Dancer 2-13
PENALTIES	Sponberg 3-42

Shanley	6	6	14	0-26
Bismarck	0	0	7	0-7
S — Bellefeuille 1 run (run failed)				
S — Bellefeuille 15 run (run failed)				
B — Patchen 10 run (Fordyce kick)				
S — Bellefeuille 1 run (run failed)				
S — Bellefeuille 1 run (Eldred run)				

	S	B
First downs	14	14
Rushes yards	49 219	41 105
Passing yards	55	137
Total yards	274	242
Passes	4 10 2	8 29 3
Punts	5 35	5 35
Fumbles lost	2 0	2 2
Penalties yards	2 25	4 47

INDIVIDUAL LEADERS	
RUSHING	Shanley, Bellefeuille 24 117, Eldred 12-45, Bismarck, Patchen 22 93.
PASSING	Shanley, Campbell 4-9 1, 55 yards, Bismarck, Fordyce 8-29 3, 137 yards.
RECEIVING	Shanley, Landblom 2-3 3, Bismarck, Rauser 3-55, Patchen 3-45.

1972

Fargo Shanley 7 0 0 27-34
 Dickinson Trinity
 0 0 0 6-6

Shanley — Olsen 3 run (Clower kick)

Shanley — Jones 36 run (Clower kick)

Shanley — Bolgrean 49 run (kick failed)

Trinity — Kadrmas 20 pass from Kessel (run failed)

Shanley — Deutsch 30 pass from Greving (Clower kick)

Shanley — Olsen 28 pass from Greving (Clower kick)

STATISTICS

	Shanley	Trinity
First downs	15	11
Yards Rushing	252	52
Yards Passing	83	180
Total Yards	335	232
Passes	4-8	13-25
Intercepted by	1	0
Fumbles lost	2	2
Punts	4-28	3-30
Penalties-yards	4-40	3-15

1973

Minot 3 0 0 0-3
 Shanley 0 6 7 12-25
 Minot — FG Selk 31
 Shanley — Soukup 30 pass from Williams (kick failed)
 Shanley — T. Bellefeuille 3 run (Bologna kick)
 Shanley — Bologna 7 run (kick failed)
 Shanley — Bologna 79 pass from Campbell (kick failed)

STATISTICS

	M	S
First downs	9	17
Yards rushing	94	244
Yards passing	45	108
Total yards	139	352
Passes	8-19	4-7
Intercepted by	0	2
Fumbles lost	3	1
Penalties	4-35	10-45
Punts	5-33	5-29

1970

Shanley	0	8-6	6-20
Bismarck	7	0-6	0-13
Bismarck — Mayer 55 punt return (Garake kick)			
Shanley — Cichy 2 run (White run)			
Bismarck — Kringstad 74 run (pass failed)			
Shanley — White 20 pass Pendergast (run failed)			
Shanley — Bolgreen 5 run (run failed)			

STATISTICS		
	Shanley	Bismarck
First downs	12	4
Yards rushing	216	156
Yards passing	33	14
Total yards	249	170
Passes	2-12	2-10
Intercepted by	3	1
Fumbles lost	1	0
Punts	8-28	8-33
Penalties	4-40	5-45

1971

St. Mary's	0	0	0	6-6
Wahpeton	14	8	0	0-22
Wahpeton — Bill Nold 9 run (Kirby Kuklenski run)				
Wahpeton — Joe Hausauer 12 pass interception (run failed)				
Wahpeton — Kuklenski run (Scott Berseth run)				
St. Mary's — Craig Hessinger 85 run (run failed)				

STATISTICS		
	St. M	Wah
First downs	7	14
Yards rushing	158	222
Yards passing	5	0
Total yards	163	222
Passes	1-4	0-4
Intercepted by	0	1
Fumbles lost	1	1
Punts	3-14.3	1-47
Penalties	0	3-35

1968

Shanley	6	7-27	7-47
Minot	0	7-0	6-13
S—Perez 16 run (run failed).			
M—Weber 3 run (Werlinger kick).			
S—Perez 1 run (Perez run).			
S—Perez 2 run (run failed).			
S—Savageau 63 punt return (Perez run).			
S—Lena 2 pass from Hawn (Greving run).			
S—Bofferding 1 pass from Hawn (Denis run).			
S—Kelly 11 pass from Savageau (Perez run).			
M—Charlebois 2 run (kick blocked).			
Officials—Maynard Hulsmen and Al Lick, Bismarck; Jerry Zinck and Dick Schindler, Valley City.			

STATISTICS		
	Shanley	Minot
First downs	14	10
Yards rushing	259	127
Yards passing	90	74
Total yards	349	201
Passes	7-15	7-14
Intercepted by	2	1
Fumbles lost	3	4
Punts	2-41	4-32
Penalties	3-35	4-27

1969

Trinity	0	0	0	0-0
Shanley	0	33	19	0-52
S — Cichy 1 run (Deutsch kick)				
S — White 5 run (Deutsch kick)				
S — Bear recovered blocked punt in end zone (Deutsch kick)				
S — Cichy 2 run (kick failed)				
S — Kern 27 pass from Pendergast (run failed)				
S — Deutsch 3 run (pass failed)				
S — Cichy 29 run (kick failed)				
S — Mickelson 38 pass from Morehead (Deutsch kick)				

STATISTICS		
	Shanley	Trinity
First Downs	21	7
Yards Rushing	290	67
Yards Passing	91	62
Total Yards	381	129
Passes	4-9	4-15
Intercepted by	0	0
Fumbles Lost	1	2
Punts	2-37.5	8-29.2
Penalties	4-40	4-30

1967

Bismarck	0	0	9	7-16
Shanley	14	13	7	13-47
Bismarck: Touchdowns—Scott (8 pass)				
From Woodmark: Addition (7 run)				
PAT—Hummel 2 (kick). Safety — Scott teckled Shanley's Staszko in end zone.				
Shanley: Touchdowns—Perez 2 (1, 8 runs); Deutsch (69 run); Graner 2 (7, 1 runs); Greving 2 (2, 6 runs). PAT — Graner, Perez 2, Deutsch, Greving (runs).				
STATISTICS				
	Bis.		Shanley	
First downs	9		22	
Yards rushing	36		346	
Yards passing	88		44	
Total yards	124		390	
Passes	11-23		3-10	
Intercepted by	2		0	
Fumbles lost	1		1	
Punts	8-21.8		0	
Penalties	6-40		7-53	

1959

GF Central 00-00-00 0
St. Mary's 00-00-06 12

STATISTICS		
	Grand Forks	St. Mary's
First downs	1	10
Yards rushing	97	232
Yards passing	11	24
Net yardage	108	256
Passes attempted	1	8
Completed	1	7
Intercepted by	0	0
Fumbles	6	2
Fumbles lost	1	0
Penalties	1	1
Yards penalized	15	20
Punts	7	4
Punting ave.	30.1	27.5

1957

by quarters:

Fargo	14	0	6	6-26
Bismarck	0	7	0	6-13

Fargo touchdowns: Jim Cole (15 yards, blocked punt), Gary Monson (5 yard run), Tom Kennedy, 2 (both one yard runs).

Fargo conversions: Dave Mulholland (run), Dave Walker (run).

Bismarck touchdowns: Jack Riedel, 2 (5 yard run and 3 yard run).

Bismarck conversion: Riedel (run).

STATISTICS		
	Fargo	Bis.
First downs	10	6
Yards rushing	163	106
Yards passing	39	44
Net yardage	39	44
Net yardage	202	130
Passes attempted	2	8
Completed	2	3
Intercepted by	1	0
Fumbles	1	4
Fumbles lost	1	3
Number of penalties	5	2
Yards penalized	35	35
Punts	4	4
Average	37.5	34.5

1958

Bismarck	0	6	6	7-19
Shanley	7	6	0	7-20

Bismarck touchdowns: Schmitke (one-yard plunge); Olthoff 2 (18 yards, pass from Brunson; 15 yards, pass from Lick.)

Bismarck conversion: Sundahl (run).

Shanley touchdowns: Duginski (31 yards, run); Satrom 2 (four-yard run, three-yard run).

Shanley conversions: Anderson (run), Duginski (run).

STATISTICS		
	Bis.	Shan.
First downs	13	15
Yards rushing	180	307
Yards passing	44	0
Total yards	224	307
Passes attempted	9	1
Passes completed	4	0
Intercepted by	1	0
Fumbles	1	4
Fumbles lost	1	2
Penalties	1	2
Yards penalized	5	10
Punts	1	1
Average	17	30

1955

Score by Periods

St. Mary's	0	0	0	6-6
Fargo	0	0	0	7-7

St. Mary's scoring: Touchdown—Stein.

Fargo scoring: Touchdown—Klimple.

Conversion—Johnson (FUM).

Officials: Glen Gumla, Crookston

STATISTICS

	SM	Fargo
First Downs	11	3
Yards Rushing	181	144
Yards Passing	25	3
Passes Attempted	7	6
Passes Completed	2	1
Intercepted By	2	0
Fumbles Lost	4	1
Punts	5	5
Average Distance	30.8	25.8
Penalties	20	40

1953

Brandmeier. 0 13 0 7

St. Mary's 7 7 20 6

Shanley

St. Mary's scoring: Touchdowns—Sharp, Owens, Chisholm. Conversions: Chisholm, Sharp.

Shanley scoring: Touchdowns—Kinsella (3), Gonrowski (2), Campagna. Conversions

STATISTICS

	SM	Shanley
First downs	11	15
Yard rushing	172	238
Yards passing	122	183
Passes attempted	16	18
Passes completed	3	7
Intercepted by	1	3
Fumbles lost	4	2
Punts	2	2
Average distance	28.5	35
Yards penalized	44	20

1956

Jamestown
Fargo

1954

Score by periods:

Shanley	0	0	0	14-20
Jamestown	0	7	0	0-7

Shanley scoring: Touchdowns—Campagna, Kodelka, Cozette. Conversions—Schmidt (2) (placement).

Jamestown scoring: Touchdown—Job. Conversion—Henry (placement).

Officials: Bill Anderson, Fargo; referee Harvey Hanson, Grand Forks; umpire Gordon Oldt, Grand Forks; head lines man.

STATISTICS

	Shanley	Jamestown
First downs	11	7
Net yards rushing	157	94
Net yards passing	43	43
Passes attempted	9	7
Passes completed	3	3
Yards penalized	26	25
Punts	4	6
Average punt	27	27
Fumbles	4	2
Opponent's fumbles rec.	0	3

1952

Williston 7 0 0 0-7
 Shanley 0 7 0 0-7

Williston scoring: Touchdown—Miller
 Conversion—Anderson (run).

Shanley scoring: Touchdown—Barrett.
 Conversion—Schmidt (placement).

Officials: Reuben Hammond, Minot, referee.
 Bernard Busse, Minot, umpire.
 Ted Keck, Minot, head linesman.
 Jay McClintock, Rugby, field judge.

STATISTICS

	Shanley	Will's's
First downs	13	10
Net yards rushing	159	142
Net yards passing	35	11
Passes attempted	7	4
Passes completed	3	1
Intercepted by	0	0
Fumbles	4	4
Opp. fumbles recovered	3	2
Punting average	29.5	29.9
Yards penalized	50	48

1951

St. Mary's 06--13--00 38

Fargo 00--13--13 26

1951		
St. Mary's		Fargo
17	1st	15
50-226	R. Yards	55-220
8-14-1	Pass	3-7-2
119	Pass Yd	50
2-31	Punt avg	1-31
0-0	Fum-Lost	3-3

1950

Shanley Canceled

Minot

1949
 Bismarck 07--00--07--13--27
 Devils Lake 06--06--07--00--19

1949		
Bismarck		Devils Lake
16	1st	9
307	R. Yards	236
5--8--0	Pass	2--4--0
71	Pass Yd	57
2--31	Punt avg	1--31
5--70	Pen	2--25
2--1	Fum-Lost	3--1

Devils Lake	Lee 20yd TD Run PAT miss				
Bismarck	Milhollan 9YD TD Run Kent 1yd PAT Run				
Devils Lake	Swenson pass Samdahl who lateraled to Hannon for 55 yd TD Pass Pat Miss				
Bismarck	Anstrom 2yd TD Run Baumgartner pat Run				
Devils Lake	Lee 1yd TD Run PAT good				
Bismarck	Milhollan 19yd TD Run Pat Failed				
Bismarck	Milhollan 31 Yd TD Pass to Kent, Baumgartner PAT RUN				
Bismarck Rushers					
Fred Anstrom 18-171					
David Milhollan 17-90					
John Baumgartner 14-48					
Devils Lake Rushers					
Lee 14-103					
Carney 18-88					

1948

Mandan 0 7 0 0-7
 Wahpeton 6 0 0 0-6

Mandan scoring, touchdown--Fleck,
 Point after touchdown--Fleck (place-
 ment).

Wahpeton scoring, touchdown--Cam-
 eron.

Officials--Dave Wolf, Wahpeton Sci-
 ence, referee; H. R. Hoidal, Luther,
 umpire; Roy Domek, head linesman.

STATISTICS

	Mandan	Wahpeton
First downs	4	12
Yards rushing	95	93
Yards passing	7	97
Passes attempted	4	15
Passes completed	1	8
Passes intercepted by	3	0
No. of punts	10	6
Punting average	26.7	24
All kicks returned	34	28
Opp. fumbles recovered	2	1
Penalties	30	25

1947

Grand Forks 6--0--0--0--6

Mandan 0--7--0--0--7

1947				
Grand Forks	Dick Kppinahver to Ron Thompson 48yd TD PAT Missed			
Mandan	Carl Laemmle 6yd TD Run Stumpf PAT			
	First Downs	Penalty Yds		
	MAN 17 GFC 9	MAN 35 GFC 25		
	Rushing			
	MAN 325 GFC 218			
	Passing			
GFC	3-12-1-0			
MAN	1-3-0			

1946

The Maroons rolled up 164 yards rushing compared to 99 for Mandan while connecting for 5 passes out of 10, good for 68 yards.

Mandan					Grand Forks
Laemmle	le				Simonson
Lanz	lt				Nienas
Seigel	lg				Whitman
Baertsch	c				King
Rolfe	rg				Hughes
Gray	rt				Lium
Boehm	re				Lindgren
Erhardt	q				Williams
Keigley	lh				Morken
Helbling	rh				Bischke
Dietrich	f				Holiday
Mandan		0	0	0	0-0
Grand Forks		6	6	0	0-12
Touchdowns—Simonson, Morken.					
Substitutions: Grand Forks—Bjerke, Henderson, Emerson. Mandan—Stumpf, Wirtz, Thompson.					

1945

Season Ended before play-offs

1944

Bismarck

Fargo

Fargo	Warner 3yd TD Run Goehl Kick
Fargo	Smith to Horner 8yd TD Kick failed
Fargo	Smith 5yd TD Run Goehl Kick

BHS		Far
8	1st	10

1943

Bismarck

Fargo Canceled

1942

Mandan 00--00--07--00--07

Wahpeton 00--00--00--06--06

Mandan	Ed Huber 1YD TD Run
MAN	WAH
11	1st 9
49-194	plays/yds 47-181

1941

Minot 00--00--00--06--06

Jamestown 02--00--00--00--02

Jamestown	Jim Chatfield takled in end zone
Minot	Jim Chatfield 2YD TD Run

1940

Bismarck

GF Central Canceled

1939

Mandan 00--00--07--00--07

GF Central 00--00--00--06--06

Mandan	Adam Bender to Dietrich 3yd TD Pass Bender PAT
GF Central	LaNone 12yd TD Run Pat Failed
MAN	GFC
7	1st 9
3-3-1-0	Att/Comp/TD/INT 2-10-0-1
1-5	Pen 1-5
2-2	FB 3-3
12	Yds Pass 12
55-127	Rush-YDS 53-78

1938

Dickinson 00--00--00--06--06

Fargo 00-13--07--00--20

	First Downs		
	FHS 13 DHS 9		
Fargo	Ricenburg 5yd TD Run PAT Failed		
Fargo	Jerry Mulready 50yd INT TD PAT Good		
Fargo	Alex Horwitz 69 yd TD Run Horwitz to Wheeler Exp		
Dickinson	Domme 5yd TD Run PAT Failed		

